

6	<b>Pathology</b> <ul style="list-style-type: none"><li>• Department room</li><li>• Laboratory</li><li>• Museum cum demonstration room</li><li>• Departmental Library</li><li>• Availability of Equipments as specified in Schedule III of MSR</li></ul>	Yes/ <del>No</del>
---	---	--------------------





**Dr.G.D.Pol Foundation**  
**Y.M.T. Homoeopathic Medical college & Hospital**  
**PG Institute, Kharghar, Navi Mumbai-410210**

**DEPARTMENT OF PATHOLOGY**

**Teaching Department Details**

<b>Sr.no.</b>	<b>Name of Faculty</b>	<b>Designation</b>	<b>Approval Status PA/TA/NA</b>
1	Dr.Hitesh Pagare	Guest Professor	NA
2	Dr.Falguni Joshi	Associate Professor	PA
3	Dr.Pallavi Chikhale	Assistant Professor	TA
4			


**DEPARTMENT AREA: - 117.24 Sq.mtr.**

**\*(Which includes:- Department Room , Laboratory , Museum cum  
Demonstration room , Departmental Library.)**

Departmental List of equipment & instruments as per MSR (Only Index) is attached. (Details of each for verification is available in the Department)



**Dr. Falguni Joshi**  
**HOD**



**Dr.(Mrs) P.P. Page**  
**Principal/Director**  
**Dr. (Mrs.) P. P. Page**  
**Principal / Director**  
**Dr. G. D. Pol Foundation**  
**Y.M.T. Homoeopathic Medical College**  
**P. G. Institute Kharghar,**  
**Navi Mumbai - 410 210.**



**DR.G.D.POL FOUNDATION'S**  
**Y.M.T. HOMOEOPATHIC COLLEGE & P.G INSTITUTE**  
**DEPARTMENT OF PATHOLOGY**


**Details of items/ Equipment etc. available as per Schedule-III of  
HCC(MSR) Regulations, 2013.**

1	Hot air oven	1
2	Centrifuge machine	2
3	Water bath electric	4
4	Glass ware	276
5	Stains	7
6	Chemical reagents for Histopathology	37
7	Incubator	2
8	Haemocytometer with WBC& RBC pippetes	30
9	Haemoglobinometer sahli's type	40
10	Autoclave	2
11	Anaerobic apparatus	2
12	Stopwatch	10
13	Ph meter	1
14	Microscope with oil immersion	40
15	High power centrifuge	1
16	ESR(Westergren pipette/wintrobe)	9//2
17	Colony counter	10
18	Material for preparation of media	18
19	Material for preparation of stain	7
20	Coplin jars	2
21	Computer with accessories	2
22	Machine for estimation of blood sugar	1
23	Pathological specimens	80
24	Total number of charts	53
25	Total number of models	12

\*Details of Each is available in Department



**Dr.Falguni Joshi**  
**HOD**



**Dr. (Mrs) P.P. Page**  
**Principal/Director**  
**Dr. (Mrs.) P. P. Page**  
**Principal / Director**  
**Dr. G. D. Pol Foundation**  
**Y.M.T. Homoeopathic Medical College**  
**P. G. Institute Kharghar,**  
**Navi Mumbai - 410 210.**




**DR.G.D.POL FOUNDATION'S**  
**Y.M.T. HOMOEOPATHIC COLLEGE & P.G INSTITUTE**  
**DEPARTMENT OF PATHOLOGY**

	<b>ADDITIONAL ITEMS</b>	
1	Phase contrast microscope (dark field)	1
2	Cabinet for 100 slides	1
3	Erlene mayer's flask	1
4	Soxlet extraction apparatus condenser	1
5	Electric driven motor vacuum pump	1
6	Urinometer	9
7	Microslides	500
8	Chemical balance	1
9	Strirrer	14
10	Models	5
11	Test tubes stand	7
12	Albuminometer	10
13	VDRL slide	8
14	Spinal needle	4
15	Sternal puncture needle	3
16	Liver biopsy needle	2
17	Lumber puncture needle	3
18	Cavity slide	1
19	Writing board	1
20	Tables	8
21	Bucket	3
22	Dustbin	8
23	Fan	8
24	Tubelight	18
25	Notice board	1
26	Stool	40
27	Cupboard	4
28	Chair	6
29	Bookshelf	1
30	Slides	51
31	Departmental Library	36
32	Power point presentations	28

\*Details of Each is available in Department

  
**Dr. Falguni Joshi**  
**HOD**

  
**Dr. (Mrs) P.P. Page**  
**Principal / Director**  
**Dr. (Mrs.) P. P. Page**  
**Principal / Director**  
**Dr. G. D. Pol Foundation**  
**Y.M.T. Homoeopathic Medical College**  
**P. G. Institute Kharghar,**  
**Navi Mumbai - 410 210.**